

# EZ SERIES 42

## THRU-THE-WALL/BUILT-IN AIR CONDITIONERS

### PRODUCT INFORMATION



**Two-stage electric heat for energy savings!!**



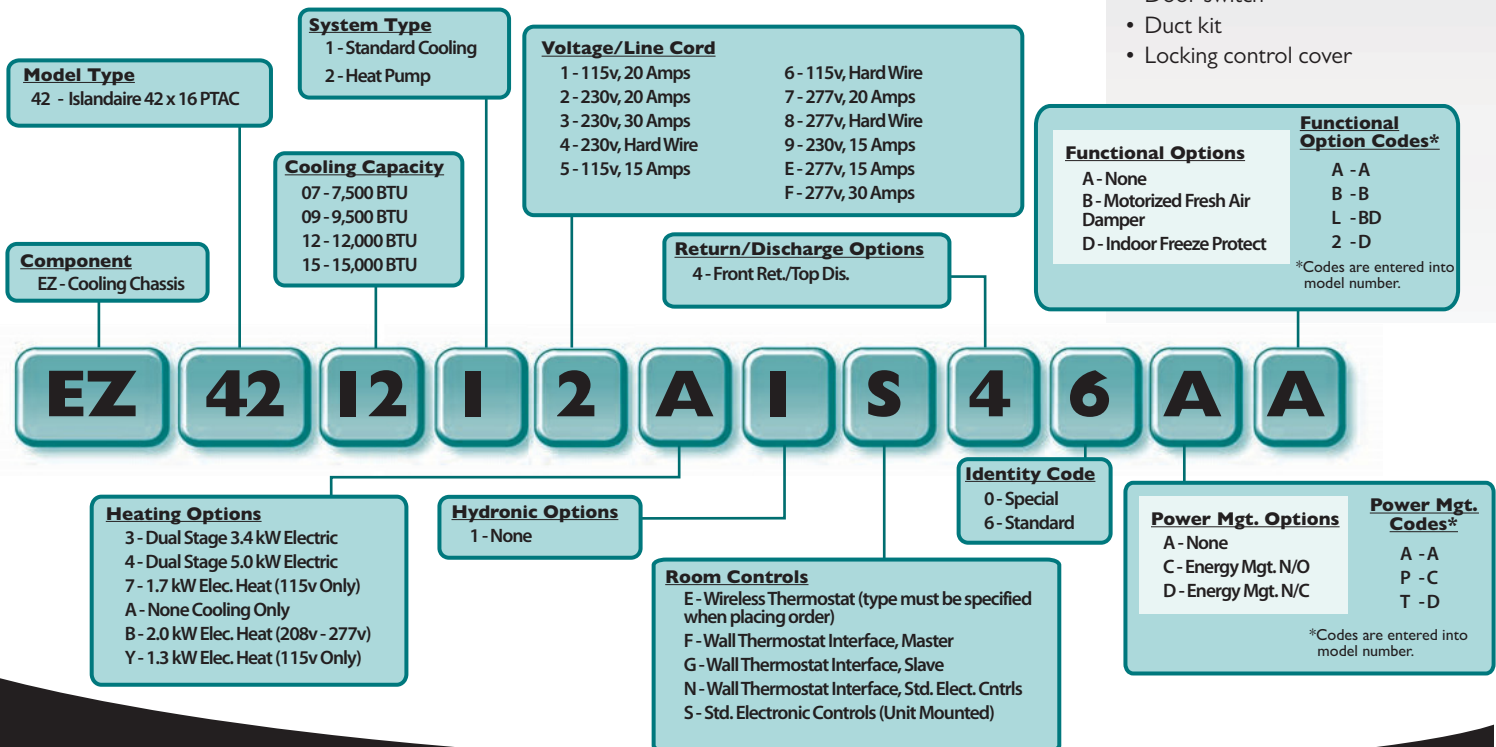
The EZ Series 42 units are designed and manufactured for new construction or the replacement of existing Amana, GE, LG, Friedrich, Gree, Trane and all other 42" by 16" PTACs & PTHPs. The product is designed for individually-zoned, comfort-controlled heating and cooling. The unit width is an industry standard 42". We offer our cooling chassis to operate with cooling only or heat pump with back up electric heat, or just straight electric heat. The design standards, heavy duty construction and the focus on indoor noise reduction has created our unit as the premier unit of the future. Standard warranty is a one year parts and labor including five year sealed system part only warranty or a two year parts only including a five year sealed system part only warranty.

#### FEATURES:

- Dual fan motors
- Quiet and energy-efficient compressor
- Superior temperature control
- Conventional thermostat compatible for heat pump applications
- Modern and elegant appearance
- Washable filter for easy cleaning
- User friendly control panel, remote controller and wall thermostat
- Compressor freeze protection
- Manual fresh air damper
- Random start-up delay after power failure
- Room side freeze protection (optional)
- On-board Diagnostics

#### ACCESSORIES:

- 18 gauge insulated wall sleeve
- Condensate removal kit
- Architectural louver
- Sub-base kit
- Electrical sub-base kit
- Wired remote thermostat
- Wireless remote thermostat
- I.R. motion sensor
- Door switch
- Duct kit
- Locking control cover



500 Middle Country Road, St. James, NY 11780 • 1-800-886-2759

e-mail: sales@islandaire.com • www.islandaire.com

Ph: 631-471-2900 • Fax: 631-471-2913

6140308 Rev. 02/12/21

# EZ SERIES 42

## THRU-THE-WALL/BUILT-IN AIR CONDITIONERS

### PRODUCT INFORMATION



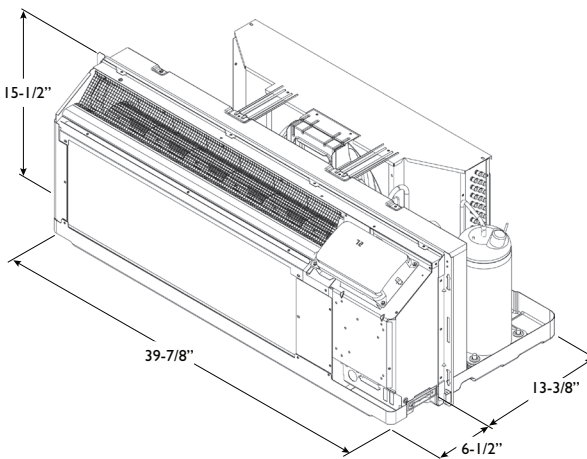
MODELS														
	EZ07			EZ09				EZ12				EZ15		
VOLTS	230	208	277	115	230	208	277	115	230	208	277	230	208	277
BTUH COOL	7,200	6,800	7,200	9,800	9,500	9,300	9,500	12,500	12,500	12,300	12,500	14,500	14,300	15,000
AMPS COOL	2.46	2.52	2.11	7.22	3.41	3.70	2.83	9.30	4.65	5.05	3.86	5.96	6.49	5.20
WATTS COOL	565	525	585	830	785	770	785	1,070	1,070	1,050	1,070	1,370	1,350	1,440
EER	12.8	13.0	12.3	11.8	12.1	12.1	12.1	11.7	11.7	11.7	11.7	10.6	10.6	10.4
CFM HIGH COOL	375	340	360	340	375	340	360	340	375	340	360	360	360	360
CFM LOW COOL/ HEAT	260	240	260	240	260	240	260	240	260	240	260	260	240	260
BTUH HEATING	6,400	6,300	6,100	8,500	8,500	8,300	8,500	11,400	11,400	11,000	11,400	13,600	13,200	14,000
WATTS HEATING	530	520	520	710	700	685	710	980	950	915	980	1180	1150	1300
C.O.P.	3.54	3.55	3.44	3.51	3.55	3.55	3.51	3.40	3.52	3.52	3.40	3.38	3.36	3.16
NOISE INDOOR/ OUTDOOR (DBA)	45/69	45/69	45/69	45/69	45/69	45/69	45/69	45/69	45/69	45/69	45/69	45/69	45/69	45/69
SHIPPING WEIGHT (LB)	132	132	132	132	132	132	132	132	132	132	132	132	132	132

Where applicable, cooling capacities are specified at conditions of 95 °F DB/75 °F WB outdoor and 80 °F DB/67 °F WB indoor and heating capacities are specified at conditions of 47 °F WB outdoor and 70 °F DB/60 °F WB indoor in accordance with AHRI 310/380 and CSA C744 standards. Wattage, Amperage, EER, and COP listings include compressor, evaporator motor and condenser fan motor. The above ratings are a typical heat pump style unit.

Line Voltage	Maximum Amperage	Wall Socket Configuration	Receptacle Number
115	15		NEMA 5-15R
115	20		NEMA 5-20R
208/230	12		NEMA 6-15R
208/230	16		NEMA 6-20R
208/230	24		NEMA 6-30R
277	12		NEMA 7-15R
277	16		NEMA 7-20R
277	24		NEMA 7-30R

Heating Option	Voltage (1)	Wattage	BTU/h	Amps (2)
3	208	2,780	9,500	13.37
	230	3,400	11,600	14.78
	277	3,600	12,300	13.00
4	208	4,090	14,000	19.66
	230	5,000	17,100	21.74
	277	5,000	17,100	18.05
7	115	1,700	5,800	14.78
B	208	1,635	5,600	7.87
	230	2,000	6,800	8.70
	277	2,500	8,500	9.03
Y	115	1,300	4,400	11.30

- (1) Voltage is Single Phase, Alternating Current and R.M.S.
- (2) Amp values are for heater element only.



\*Islandaire has a policy of continuous improvement of its products and reserves the right to change the materials and specifications without notice.

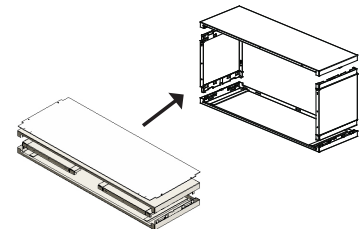
# EZ SERIES 42

## THRU-THE-WALL/BUILT-IN AIR CONDITIONERS

### PRODUCT INFORMATION



WALL SLEEVES					
PART NUMBER	DESCRIPTION	APPROX. WT.	DIMENSIONS		
			DEPTH	WIDTH	HEIGHT
Consult Factory	Custom Wall Sleeves available for all building types/wall thicknesses	-	-	-	-
2400405-00	EZ42 Wall Sleeve, Recessed Louver	34 lbs.	15.00"	42.00"	16.00"
2401135-00	EZ42 Wall Sleeve Assembly, Break Down	33 lbs.	13.75"	42.00"	16.00"
4090339-00	EZ42 Wall Sleeve Extension Kit	5 lbs.	2.000"	42.00"	16.00"



DUCT ASSEMBLIES					
PART NUMBER	DESCRIPTION	APPROX. WT.	DIMENSIONS		
			DEPTH	WIDTH	HEIGHT
4082401-00	EZ42 Duct Assembly, Standard w/ Plenum	20 lbs.	N/A	N/A	N/A
4082404-00	EZ42 Duct Extension, 3'	10 lbs.	N/A	N/A	N/A
6070199	EZ42 Duct End Grille, 6" x 6"	5 lbs.	N/A	N/A	N/A



LOUVERS					
PART NUMBER	DESCRIPTION	APPROX. WT.	DIMENSIONS		
			DEPTH	WIDTH	HEIGHT
6070264	EZ42 Stamped Louver, Formed, Standard (use with 2401135-00 wall sleeve)	5 lbs.	1.063"	41.00"	15.50"
6070422	EZ42 Architectural Louver, External, Standard (use with 2401135-00 wall sleeve)	7 lbs.	1.125"	42.00"	15.90"
6070134	EZ42 Louver, Recessed (use with 2400405-00 wall sleeve)	7 lbs.	1.125"	41.50"	15.50"



THERMOSTATS					
PART NUMBER	DESCRIPTION	APPROX. WT.	FEATURES		
			CONNECTION	STAGE	DISPLAY
6041206	Islandaire Non-Programmable, Two Fan Speed	1.0 lbs.	Wireless	Single	Horizontal
6041210	Islandaire Programmable, Two Fan Speed	1.0 lbs.	Wireless	Single	Horizontal
6041228	Islandaire Prgrmble/Non-Prgrmble, 2-Fan Spd	1.0 lbs.	Wired	Single	Horizontal



FILTERS					
PART NUMBER	DESCRIPTION	APPROX. WT.	DIMENSIONS		
			DEPTH	WIDTH	HEIGHT
6080067	EZ42 Plastic Filter (2 Pieces), Standard	2 lbs.	N/A	N/A	N/A



SUBBASES					
PART NUMBER	DESCRIPTION	APPROX. WT.	FEATURES		
			VOLTAGE	AMPERES	HEIGHT
4083349	EZSB4203EMR12S00F00V00	10 lbs.	208/230v	15/20A	3.00"
4083350	EZSB4203EMR13S00F00V00	10 lbs.	208/230v	30A	3.00"
4083351	EZSB4203EMR15S00F00V00	10 lbs.	265/277v	20A	3.00"
4083352	EZSB4203BPR00S00F00V00	10 lbs.	N/A	N/A	3.00"
4083200	EZSB4204EMR12S00F20V00	10 lbs.	208/230v	15/20A	4.00"
4084008	EZSB4205EMR12S00F00V00	10 lbs.	208/230v	15/20A	5.00"



OTHER OPTIONS			
PART NUMBER	DESCRIPTION	APPROX. WT.	FEATURES
4090345	EZ42 Louver Hardware Kit #10-32	1 lb.	-
4090661	EZ42 External/Internal Drain Kit	1 lb.	-
4090970	EZ42 Stamped Louver Hardware Kit	1 lb.	-
4091104	EZ42 Air Deflector Kit, Standard	3 lbs.	-
6040694	EZ42 Hand Held Remote Replacement	1 lb.	-
6130133	EZ42 Front Panel (Plastic)	10 lbs.	-



\*Islandaire has a policy of continuous improvement of its products and reserves the right to change the materials and specifications without notice.

Ask your salesman about our  
**DR. VTAC option!\***



\*100% conditioned  
fresh air

**NEW!**  
**Vertical Unit Available**

For New Construction and as  
Replacement for:  
**GE AZ Vertical, Friedrich Vert-I-Pak  
and First Company SPX**



500 Middle Country Road • St. James, NY 11780 • 1-800-886-2759  
e-mail: [sales@islandaire.com](mailto:sales@islandaire.com) • [www.islandaire.com](http://www.islandaire.com)  
Ph: 631-471-2900 • Fax: 631-471-2913



Locally Represented By:

