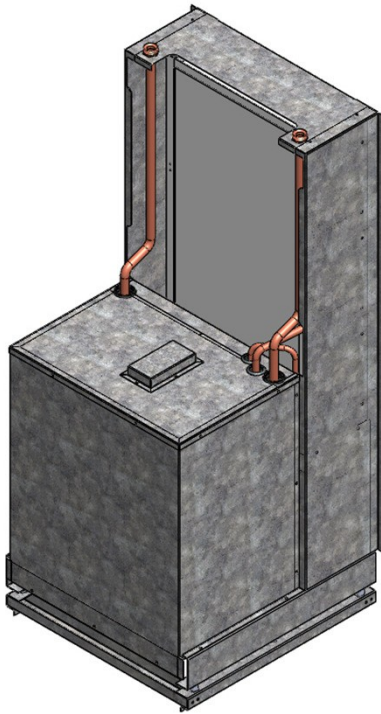


Omega 816 Series are a direct replacement for Climate Master 816 units. The Omega 816 units feature state of the art components such as microprocessor based controls, R410a refrigerant and dimensions that match the original Climate Master 816 series chassis. This provides contractors with a simple “drop-in” replacement unit with the added feature of modern microprocessor control capabilities.



STANDARD FEATURES

- Omega 816 unit is a modern heat pump. Each unit comes with R410A refrigerant and is fully factory tested before shipment. Omega is pleased to offer a 1 year parts warranty and an optional 5 year compressor warranty on all units, from time of shipment.
- Omega 816 units come standard with a microelectronic controls kit that easily replaces the existing fan cabinet control panel. Controls and relays are mounted on a single printed circuit board with factory wiring to connection plugs. This direct digital control board is designed to provide control of the entire unit as well as outputs for unit status and fault detection.
- Each Omega 816 unit also comes complete with low pressure and high pressure sensors. Factory installed logic makes sure the unit operates safely and will take the unit offline in case of malfunction or dangerous operation. Intelligent microprocessor based control continuously monitors operation of the 816 unit and attempts to keep the unit online during difficult start-ups (ie. lower temperature start-ups).
- A built-in “Secondary Vibration Absorption Base” that isolate the movement of the unit from the ground, for more quiet operation.
- Quiet, high efficiency R410A compressors are available for all units. Units up to 2 Ton use a rotary compressor. Units above 2 Tons utilize scroll compressors. All compressors come with overload protection.
- Thermal Expansion Valve (TEV) for refrigerant metering is used on all units to ensure accurate refrigerant flow through the unit.
- Water coil freeze protection is offered on all units through direct refrigeration control. A DDC control board monitors and ensures units are turned off before any damage to the unit occurs. Internal logic of the board also minimizes nuisance trip outs.
- Casing is manufactured from heavy gauge galvanized steel.

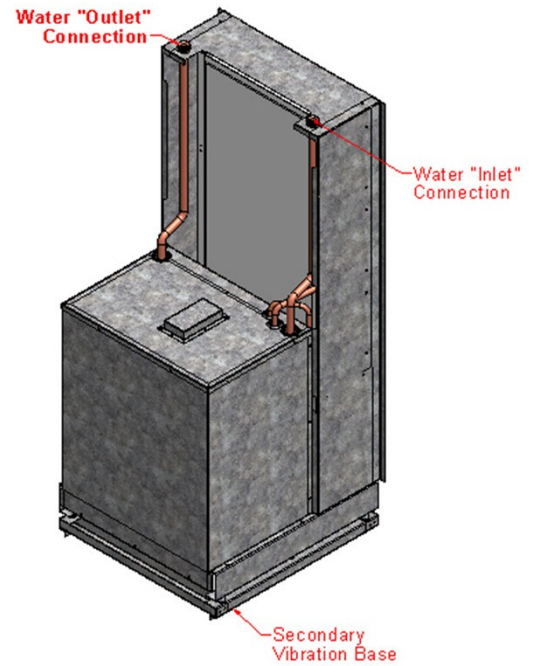
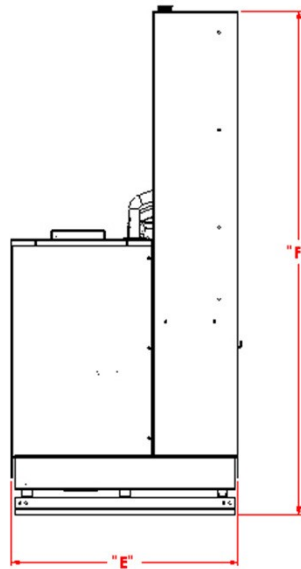
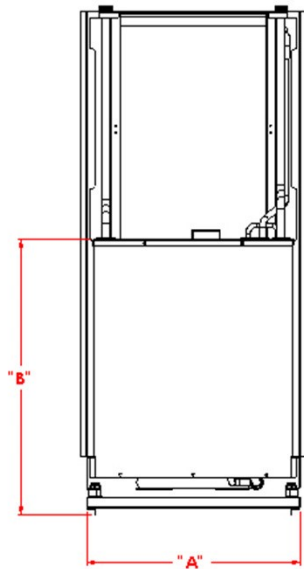
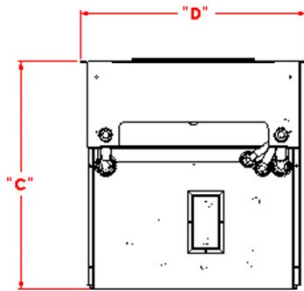
EASY INSTALLATION

Installations are made easy by simply removing the existing unit and controls and replacing them with the new Omega 816 chassis and controls. This allows for minimal installation time for contractors.

- Dimensionally the units are identical to existing units. Supply, return and condensate connections are designed to line up with the existing water connections.
- Thermostat connections are done through the provided thermostat whip.
- The electrical controls are mounted to a separate panel that simply replaces the existing controls for easy installation.
- The Omega Climate Master 816 retrofit electrical controls replaces all version of the Climate Master electrical no need to order specific vintage of controls cables or plugs.

Dimensional Data

MODEL	CAPACITY Nominal Tonnage	A in	B in	C in	D in	E in	F in	Outlet	Inlet
HRP-CM-030	3/4	14 1/2	20 5/16	15 5/8	15 1/2	15 5/8	36 1/4	1/2 HA	1/2 HA
HRP-CM-040	1	14 1/2	20 5/16	15 5/8	15 1/2	15 5/8	36 1/4	1/2 HA	1/2 HA
HRP-CM-060	1 1/2	17 1/2	22 9/16	18 5/8	18 1/2	18 5/8	41 1/4	1/2 HA	1/2 HA
HRP-CM-080	2	21 3/8	21 3/8	22 1/2	22 1/4	22 1/2	40 9/16	1/2 HA	1/2 HA
HRP-CM-100	2 1/2	20 1/2	23 3/4	22 1/2	22 3/8	22 1/2	41 1/4	1/2 HA	1/2 HA



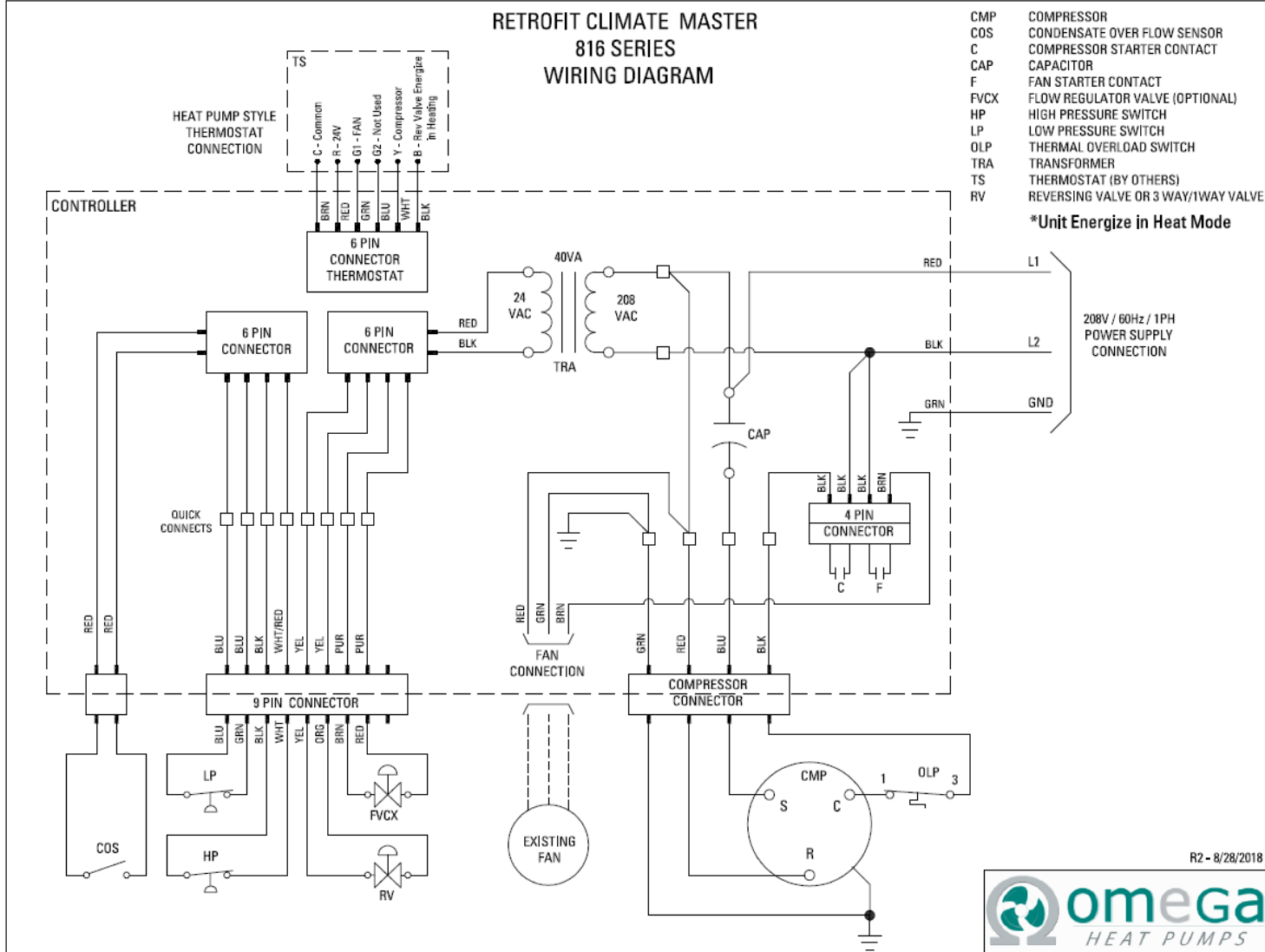
Performance Data

MODEL	REFRIG	WATER FLOW GPM	AIR FLOW CFM	WATER DROP	COOLING				HEATING		
					BTUH	WATT	COP	EER	BTUH	WATT	COP
HRP-CM-030	R410	3.00	310	6'	9873	796	3.63	12.60	14100	944	4.37
HRP-CM-040	R410	3.13	475	7'	13010	1000	3.81	13.26	16600	1114	4.37
HRP-CM-060	R410	4.60	600	14'	17600	1455	3.59	12.10	22600	1577	4.20
HRP-CM-080	R410	6.72	817	15'	23952	1766	3.98	13.56	30415	1964	4.54
HRP-CM-100	R410	6.50	1006	15'	28326	2314	3.59	12.24	36501	2505	4.27

Due to a continuous improvement, Dimensions and Performance Data are subject to change without notice, check website for the most up-to-date information.

RETROFIT CLIMATE MASTER 816 SERIES WIRING DIAGRAM

- CMP COMPRESSOR
 - COS CONDENSATE OVER FLOW SENSOR
 - C COMPRESSOR STARTER CONTACT
 - CAP CAPACITOR
 - F FAN STARTER CONTACT
 - FVCX FLOW REGULATOR VALVE (OPTIONAL)
 - HP HIGH PRESSURE SWITCH
 - LP LOW PRESSURE SWITCH
 - OLP THERMAL OVERLOAD SWITCH
 - TRA TRANSFORMER
 - TS THERMOSTAT (BY OTHERS)
 - RV REVERSING VALVE OR 3 WAY/1WAY VALVE
- *Unit Energize in Heat Mode**



R2 - 8/28/2018